

Using Remote Apps Apple MacOS

What is Remote Apps?

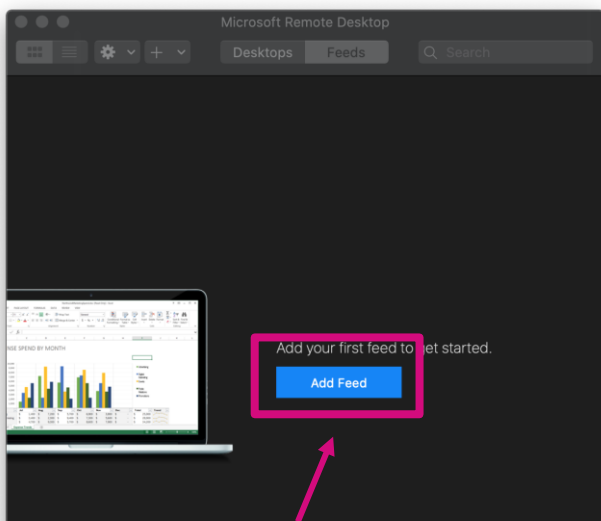
Remote Apps allows you to access software used in school on your Apple computer. Remote Apps also allows you to access your school documents as well as the shared drives from your Apple computer.

What do I need to use Remote Apps?

What you can use

- You need an Apple computer, running OS X 10.6.0 or later.
- Access to the App Store – thus an Apple ID
- App 'Microsoft Remote Desktop 10' - <https://apps.apple.com/gb/app/microsoft-remote-desktop10/id1295203466?mt=12>

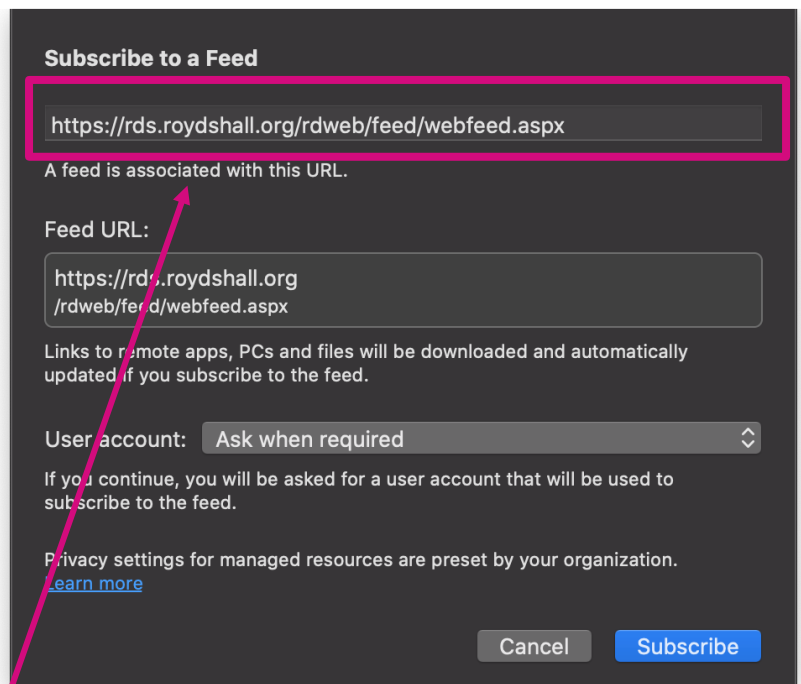
Setting up and using the App



Once the app has downloaded to your device, go ahead and open it.

The first time you run the app you will need to tell it how to connect to our Remote Apps server.

Click on the Add Feed button.



Enter the following settings:

Royds Hall, Luck Lane and Lily Park URL:

<https://rhsrds.sharemat.org/rdweb/feed/webfeed.aspx>

Heaton Avenue, Millbridge & Woodside Green URL:

<https://prirds.sharemat.org/rdweb/feed/webfeed.aspx>

Thornhill Community Academy URL:

<https://tcards.sharemat.org/rdweb/feed/webfeed.aspx>

Shelley College URL:

<https://shcrds.sharemat.org/rdweb/feed/webfeed.aspx>

Please ensure you enter the URL exactly as above!

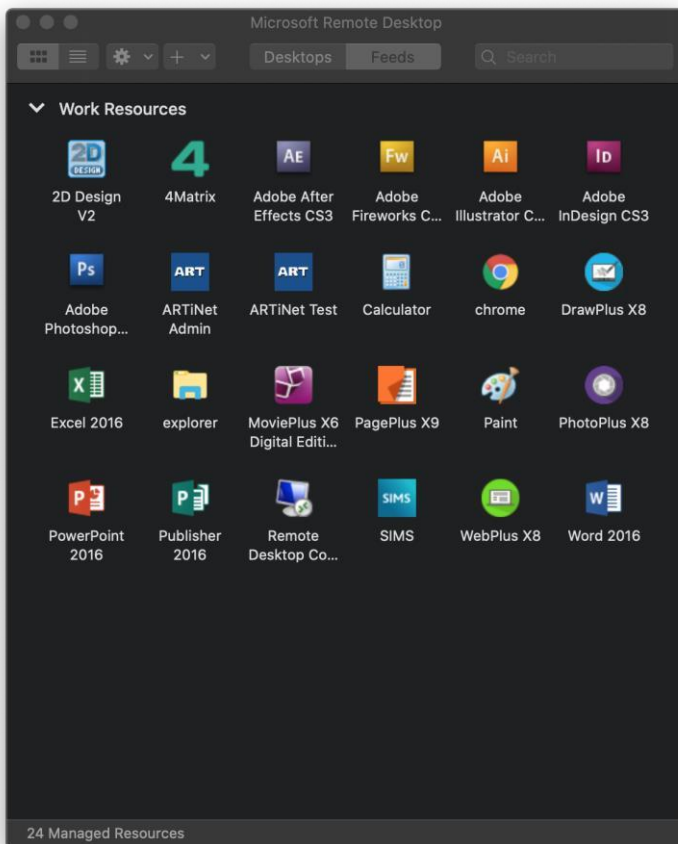
Tap Subscribe to save the settings and to move to the screen to enter your username.

Username:

YOUR_SCHOOL_USERNAME@SHAREMAT.CO.UK

Password: YOUR_SCHOOL_PASSWORD

Tap OK to save the settings.



If you successfully entered the details correctly in the previous step, and your device has an Internet connection, after a few moments you will see a grid view of software packages. These are the school resources available to you through our Remote Apps server and are ready to be used.

That's it! You don't need to worry about signing out.

It didn't work?

If you received an error message, please go back to the previous step and check that you entered the URL correctly.

PLEASE NOTE: The example images may not be representative of your view. The screens you will get will differ by school and the resources available to you. The images may also show configuration information – please ensure you enter the configuration settings listed in the guidance for your school.