

# Using Remote Apps- iPhone/iPad & Android

## What is Remote Apps?

Remote Apps allows you to access software used in school on your home computers. Remote Apps also allows you to access your school documents as well as the shared drives from home.

## Where do I find Remote Apps?

Royds Hall and Luck Lane: <https://rhrsds.sharemat.org/rdweb/feed/webfeed.aspx>

Heaton Avenue, Millbridge and Woodside Green: <https://prirds.sharemat.org/rdweb/feed/webfeed.aspx>

Thornhill Community Academy: <https://tcards.sharemat.org/rdweb/feed/webfeed.aspx>

Shelley College: <https://shcrds.sharemat.org/rdweb/feed/webfeed.aspx>

Whitcliffe Mount: <https://wmards.sharemat.org/rdweb/feed/webfeed.aspx>

## What do I need to use Remote Apps on a mobile device?

You will need the following:

You need an Apple iPad or iPhone or Android Tablet/Phone

Access to the AppStore/Google Play Store – thus also an Apple ID or Google Play account.

App 'Microsoft Remote Desktop' (free)

## Signing in to Remote Apps

To use Remote Apps you will need to sign in to the app. To sign in you need to use your school email address and password.


**Username:** YOUR\_SCHOOL\_USERNAME@SHAREMAT.CO.UK

**Password:** YOUR\_SCHOOL\_PASSWORD

## Setting up and using the App

Download and install the Remote Desktop app from. Once the app is installed, please proceed with the instructions on the next page.

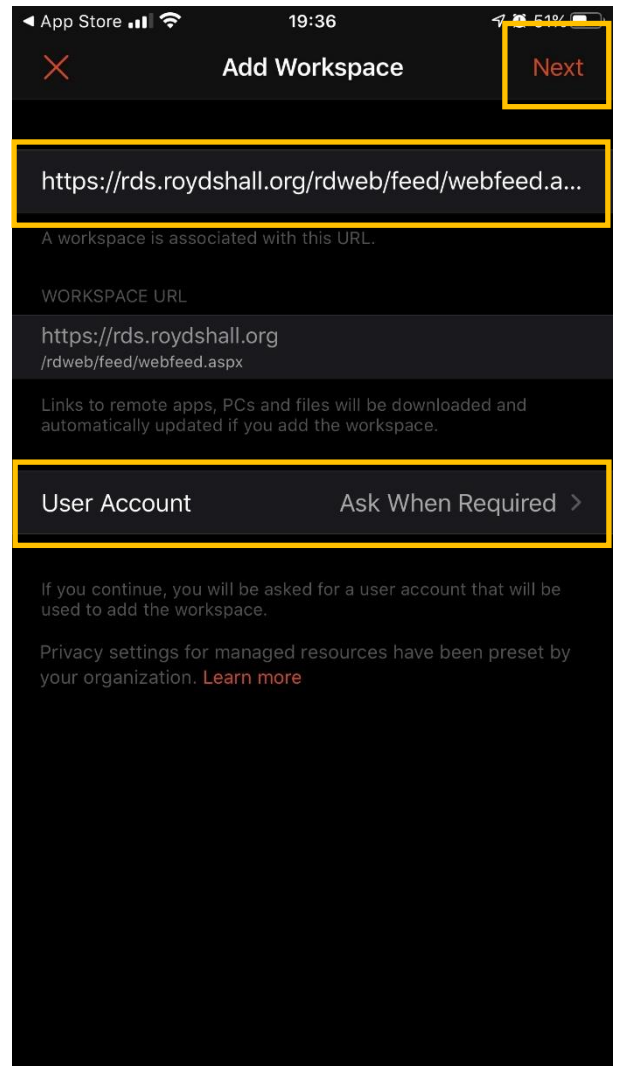
Continued...



Once the app has downloaded to your device, go ahead and open it.

The first time you run the app you will need to tell it how to connect to the Remote Apps server.

Tap the + icon in the top right and choose Add New Workspace.

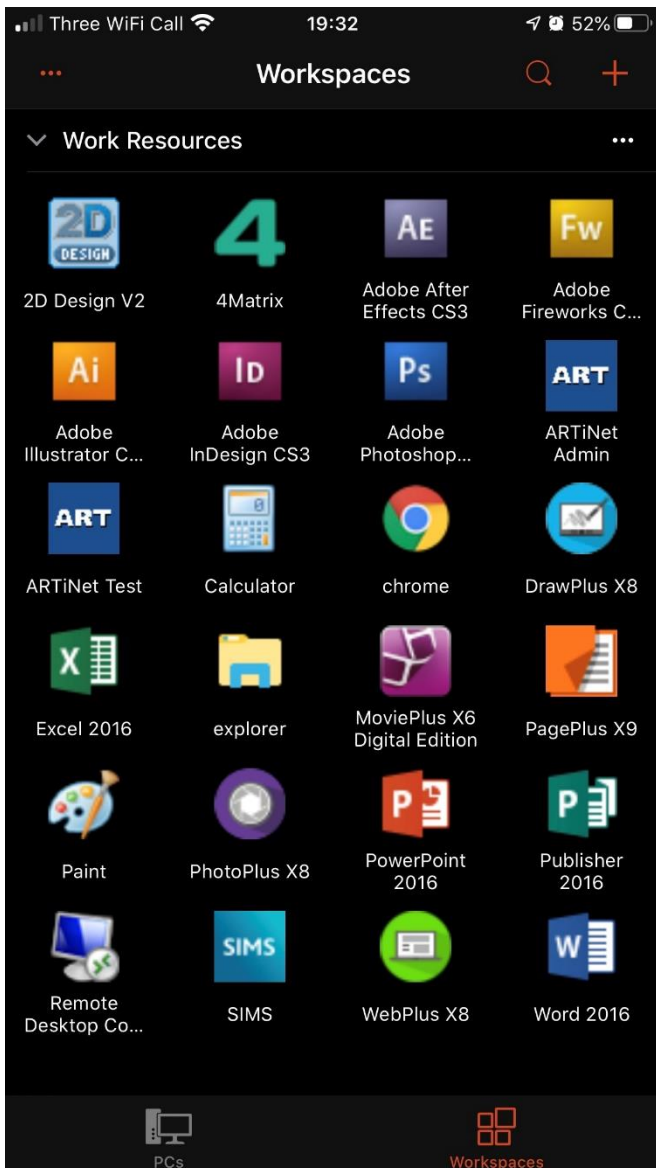


In the **feed URL**, enter the web address for your Remote Apps server from the first page of this guide.

For example, for Royds Hall this would be:  
`https://rhsrds.sharemat.org/rdweb/feed/webfeed.aspx`

In the **'User account'** list, add a new user account and use your school email address and password as the username and password.

Tap **'Next'**.



If you successfully entered the details correctly in the previous step, and your device has an Internet connection, after a few moments you will see a grid view of software packages. These are the school resources available to you through the Remote Apps server and are ready to be used.

That's it! You don't need to worry about signing out.